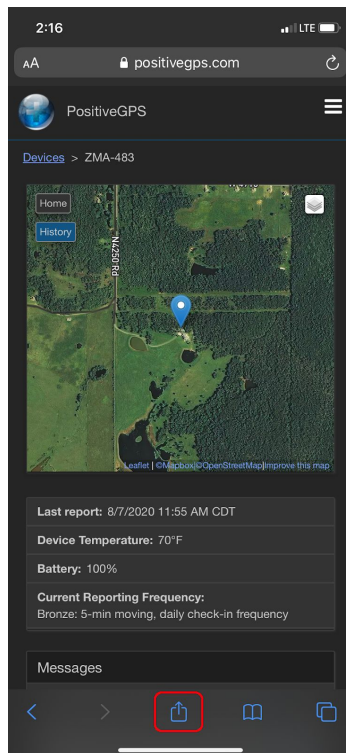
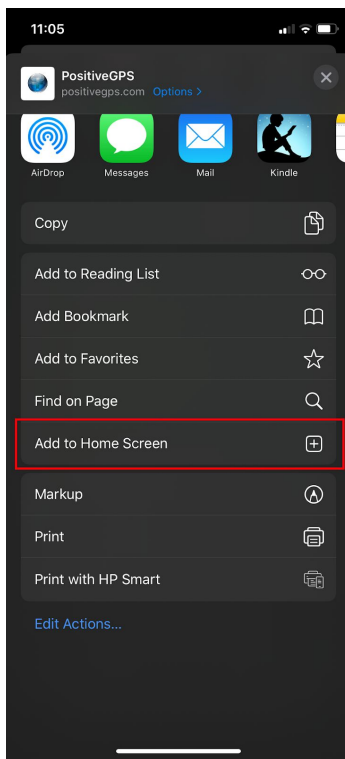


Add the PositiveGPS Webapp to Your Apple Phone or Tablet

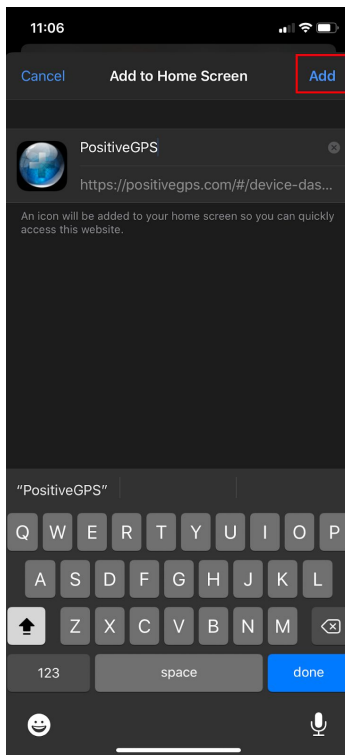
1. Open Safari on your phone or tablet.
2. Go to positivegps.com.
3. If you already have an account, you can sign in [here](#).
4. If not, you can [register](#) for an account.
5. Once you're signed in, click the share bottom of the page



6. Click Add to Home Screen.



7. You'll have the option to rename the app. We renamed it to PositiveGPS. When you're finished editing the name, click Add on the top right.



8. You have now added the PositiveGPS webapp to your Apple device. Click it anytime you want to view the status of your PositiveGPS device. Enjoy!

